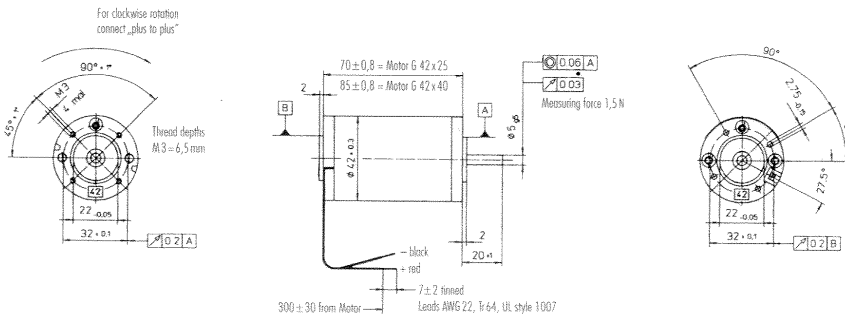


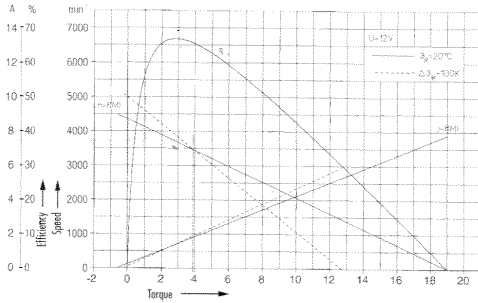
**Dimensional drawing** - Dimensions in mm



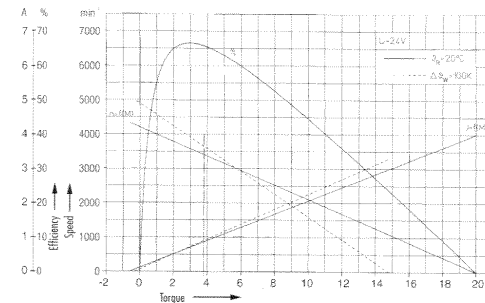
Axial rotor backlash 0,1 bis 0,7  
Possible shaft length on the rear side of the motor max. 2mm.

Motors G 42x25 and G 42x40

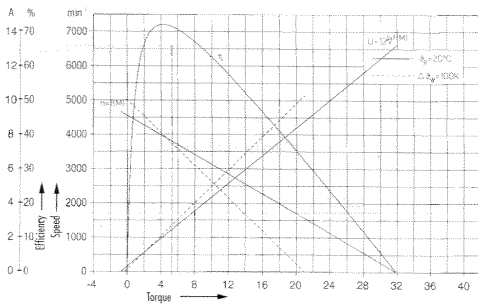
**Load characteristics**



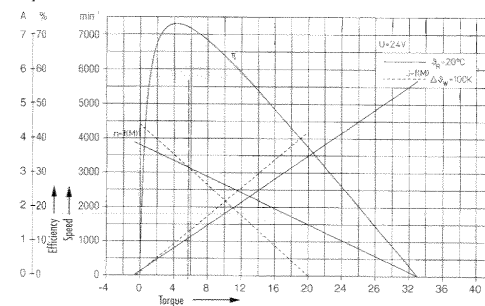
**G 42x25, 12V - Winding 8.43.0355**



**G 42x25, 24V - Winding 8.88.025**



**G 42x40, 12V - Winding 8.26.0315x2**



**G 42x40, 24V - Winding 8.61.030**